


This week is all going to be about a traditional tale called 'Baba Yaga' and in maths you will be revising patterns, 2D shapes and 3D shapes. Remember that your tasks for next Thursday and Friday are located in the **files** or **assignments** sections on Teams! If you have any problems please email year2sc@beecroft.leeds.sch.uk.



	Phonics/Spellings	English-	Maths-	Afternoon
Monday				
Tuesday				
Wednesday				
Thursday	<p>log onto PhonicsPlay and play the timed flashcard challenge. https://www.phonicsplay.co.uk/resources/phase/2/flashcards-speed-trials username: Beecroft password: apple123</p> <p>Play Obb and Bob for all Phase 5 sounds.</p>	<p>Listen to a story and answer questions In this lesson, we will hear a new story called 'Baba Yaga' and think about what we have understood from the story. Use your yellow book to practise the –ed suffix being added. https://classroom.thenational.academy/lessons/listen-to-a-story-and-answer-questions-ccukcd</p>	<p>To recognise and create repeating patterns In this lesson you will explore and create shape and colour patterns. You will then be able to describe and continue patterns using 2-D shapes. https://classroom.thenational.academy/lessons/to-recognise-and-create-repeating-patterns-6rtpac -mental arithmetic 1</p>	own choice
Friday	<p>watch Mr Thorne explain the –ed suffix. How does it change the word? https://www.youtube.com/watch?v=Umg8AnN6Cjg</p> <p>In your yellow book, can you think of other</p>	<p>To tell a story from memory In this lesson, we will memorise our story 'Baba Yaga' by hearing the story, mapping the story, stepping the story and speaking the story.</p>	<p>To recognise and describe repeating patterns In this lesson you will recognise and create shape patterns using 2-D shapes. You will continue patterns, identify</p>	own choice

7.01.21 and 11.01.21

2SC week 1 and 2 - Home Learning Lesson Instructions For Each Subject

	past tense words with –ed? What were the root words?	https://classroom.thenational.academy/lessons/to-tell-a-story-from-memory-6ngk0e	missing shapes in patterns and describe them https://classroom.thenational.academy/lessons/to-recognise-and-describe-repeating-patterns-6hjk4c mental arithmetic 2	
--	--	---	--	--

please see bank of foundation subjects to choose from below week 2!

7.01.21 and 11.01.21

2SC week 1 and 2- - Home Learning Lesson Instructions For Each Subject

Week 2

	Phonics/Spellings	English-	Maths-	afternoon
Monday	<p>log onto PhonicsPlay and play the timed flashcard challenge. https://www.phonicsplay.co.uk/resources/phase/2/flashcards-speed-trials</p> <p>Play Picnic on Pluto game on Phonicsplay to revise all phase 5 sounds.</p>	<p>Baba Yaga- To develop detail in the opening scene In this lesson we will develop detail about the character's feelings in the opening scene. https://classroom.thenational.academy/lessons/to-develop-detail-in-the-opening-scene-cdhk2r</p>	<p>To identify 2D shapes In this lesson you will identify and name 2-D shapes, recognise shapes in different orientations and identify key properties of 2D shapes. https://classroom.thenational.academy/lessons/to-identify-2d-shapes-c9gkjd</p>	own choice
Tuesday	<p>log onto PhonicsPlay and play the timed flashcard challenge. https://www.phonicsplay.co.uk/resources/phase/2/flashcards-speed-trials</p> <p>Play Dragons Den on on Phonicsplay to practise blending with phase 5 sounds.</p>	<p>Baba- Yaga To use prepositional phrases of place In this lesson, we will use prepositional phrases of place to describe a setting we have created https://classroom.thenational.academy/lessons/to-use-prepositional-phrases-of-place-c5j62d</p>	<p>To describe and classify 2D shapes In this lesson you will describe 2-D shapes using mathematical vocabulary and then classify them into two groups. https://classroom.thenational.academy/lessons/to-describe-and-classify-2d-shapes-64ukjd</p>	own choice
Wednesday	<p>log onto PhonicsPlay and play the timed flashcard challenge. https://www.phonicsplay.co.uk/resources/phase/2/flashcards-speed-trials</p> <p>Play Buried Treasure on Phonicsplay to practise blending with phase 5 sounds.</p>	<p>To make inferences based on what is said and done In this lesson, we will make inferences about the characters in our story. https://classroom.thenational.academy/lessons/to-make-inferences-based-on-what-is-said-and-done-c4wkge</p>	<p>To recognise, name and describe 3D shapes In this lesson you will learn the vocabulary of the properties of shapes and use that language to describe 3D shapes. https://classroom.thenational.academy/lessons/to-recognise-name-and-describe-3d-shapes-cnjkcd</p>	own choice
Thursday -directed tasks on Microsoft Teams. Log in details are in your reading records!	<p>log onto PhonicsPlay and play the timed flashcard challenge. https://www.phonicsplay.co.uk/resources/phase/2/flashcards-speed-trials</p> <p>Using re and un prefix on Teams assignments</p>	<p>Open the folder that says week 2- Baba Yaga On Microsoft teams, read a different version of Baba Yaga on the powerpoint. How is it different? How is it the same? Think about how the witch is described. Using the words on 'describing the witch' document, can you write your own sentences using expanded noun phrases?</p>	<p>To describe and classify 3D shapes In this lesson you will continue to learn how to describe the properties of shapes and how to sort them (classify them) into groups based on their properties. https://classroom.thenational.academy/lessons/to-describe-and-classify-3d-shapes-70u3cc</p> <p>-Complete mental arithmetic 3 (located in your pack and on the week 2 file on Teams)</p>	own choice

7.01.21 and 11.01.21

2SC week 1 and 2 - Home Learning Lesson Instructions For Each Subject

Friday-directed tasks on Microsoft Teams. Log in details are in your reading records!	log onto PhonicsPlay and play the timed flashcard challenge. https://www.phonicsplay.co.uk/resources/phase/2/flashcards-speed-trials -Using dis prefix on Teams assignments -spelling test at the back of your yellow book	Open the folder that says week 2- Baba Yaga On Microsoft teams, read a different version of Baba Yaga on the powerpoint. Answer the Baba Yaga quiz and submit to me when you have finished!	Use the nets in your learning pack to make 3D shapes. Can you name the shapes you have made? -complete the sorting 3D shapes work on Teams Assignments (Sorting 3D shapes) -complete Mental arithmetic 4	own choice
--	---	---	--	-------------------

Own choice- Foundation Subjects- you can choose the lesson you want for the afternoon.

science	<p><u>What is a material?</u> In this lesson, we will be introduced to what a scientist is. We will then be learning about materials and their properties. You will need a piece of paper and a pencil https://classroom.thenational.academy/lessons/what-is-a-material-74u30t</p>
science	<p><u>What are objects made from?</u> In this lesson, we will be learning about materials and their properties. We will be investigating different objects and identifying what material is used to make them. You will need a piece of paper and a pencil. https://classroom.thenational.academy/lessons/what-are-objects-made-from-61gp8d</p>
geography	<p><u>Villages, Towns and Cities</u> In this lesson we will be starting a new geography unit! We will be learning all about different settlement types, including villages, towns and cities. Today we will learn about the population of earth, and where people can be found around the world. https://classroom.thenational.academy/lessons/where-are-the-worlds-people-6hj3er</p>
Art	<p>This half term we will be learning how to draw different objects. This week you can learn to draw a cat! Find the sheet that helps in your pack!</p>
wellbeing	<p><u>Kids Yoga celebrating our differences!</u> The yoga teacher talks about how we are all different and you follow a story and practise yoga whilst learning about differences. https://www.youtube.com/watch?v=GM616bRA_uw</p>
PE	<p><u>Joe Wicks.</u> In this lesson children can follow along to PE with Joe. https://www.youtube.com/watch?v=UFKf4X0pyKs</p>
PE	<p><u>Joe Wicks.</u> In this lesson children can follow along to PE with Joe. https://www.youtube.com/watch?v=pICqu1vpAgA</p>

2SC Mental Arithmetic

Please complete these questions in 10-20 minutes. Ask an adult to mark them once you have finished. The questions are of varied difficulty, some might be easy and some might be a little bit tricky, but please try your best.	
Mental Arithmetic 1	Mental Arithmetic 2
<ol style="list-style-type: none"> 1. $5+5=$ 2. $6-6=$ 3. $13+5=$ 4. $16-6=$ 5. $17=10+ \underline{\quad}$ 6. $6=10- \underline{\quad}$ 7. $4+ \underline{\quad}=11$ 8. $18-18=$ 9. $10+ \underline{\quad}=14$ 10. $2 \times 5=$ 11. $5 \times 5=$ 12. $10 \times 6=$ 13. $20 \div 2=$ 14. $50 \div 10=$ 15. $10+ \underline{\quad}=5 \times 3$ 	<ol style="list-style-type: none"> 1. $4+7=$ 2. $10-5=$ 3. $9+6=$ 4. $17-4=$ 5. $14=13+ \underline{\quad}$ 6. $3=9- \underline{\quad}$ 7. $6+ \underline{\quad}=13$ 8. $19- \underline{\quad}=15$ 9. $\underline{\quad}+5=12$ 10. $\underline{\quad}-3=11$ 11. $2 \times 2=$ 12. $5 \times 2=$ 13. $10 \times 2=$ 14. $3 \times 2=$ 15. $12 \div 2=$
Mental Arithmetic 3	Mental Arithmetic 4
<ol style="list-style-type: none"> 1. $3+8=$ 2. $12-4=$ 3. $9+7=$ 4. $15-7=$ 5. $17=12+ \underline{\quad}$ 6. $3=12- \underline{\quad}$ 7. $7+ \underline{\quad}=15$ 8. $18- \underline{\quad}=11$ 9. $\underline{\quad}+8=17$ 10. $\underline{\quad}-7=11$ 11. $2 \times 5=$ 12. $5 \times 5=$ 13. $10 \times 5=$ 14. $3 \times 5=$ 15. $15 \div 5=$ 	<ol style="list-style-type: none"> 1. $6+4+2=$ 2. $36-4=$ 3. $1+7+1=$ 4. $45-3=$ 5. $18=8+ \underline{\quad}$ 6. $5=14- \underline{\quad}$ 7. $6+ \underline{\quad}=15$ 8. $20- \underline{\quad}=17$ 9. $\underline{\quad}+5-5=6$ 10. $\underline{\quad}-7+7=7$ 11. $2 \times \underline{\quad}=12$ 12. $5 \times \underline{\quad}=30$ 13. $10 \times \underline{\quad}=90$ 14. $3 \times \underline{\quad}=15$ 15. $15 \div 3=$

1	1. 11	1. 11	1. 10
	2. 8	2. 5	2. 0
	3. 16	3. 15	3. 18
	4. 8	4. 13	4. 10
	5. 5	5. 1	5. 7
	6. 9	6. 6	6. 4
	7. 8	7. 7	7. 7
	8. 7	8. 4	8. 0
	9. 9	9. 7	9. 4
	10. 4	10. 8	10. 10
	11. 10	11. 4	11. 5
	12. 25	12. 10	12. 60
	13. 50	13. 20	13. 10
	14. 15	14. 6	14. 5
	15. 3	15. 6	15. 5
4	3	2	1

Answers

2SC- Spellings

Learn these spellings during the week. Try to test yourself on Friday- use the back of the yellow English book for your test.

Remember to use the Look, Say, Cover, Write, Check (LSCWC) method.

Try to learn all of the words. Do you notice any patterns? How do the words compare to the root word?

11.01.21: spellings and spelling rule: prefixes.

A prefix is added to the beginning of a root word to change its meaning. For example - **un** + happy = **unhappy**.

This week we will look at **dis** and **re**.

dis = not/negative **re** = again



Spelling word	Sentence to explain:
replay	
redo	
dislike	
retake	
recall	
retry	
reinvent	
disappoint	
disadvantage	
disappear	

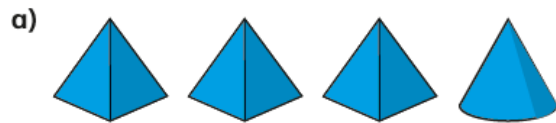


Friday 15.01.21 Sorting Shapes:

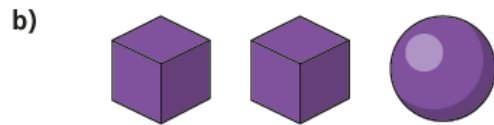


Sort 3D shapes

1 Spot the odd one out in each group and complete the sentences.



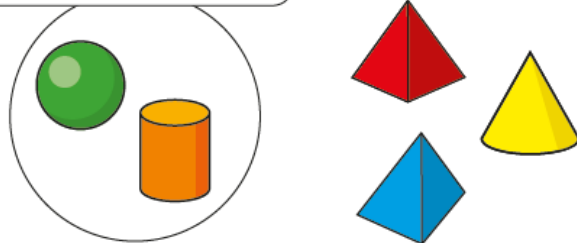
The odd one out is a _____.



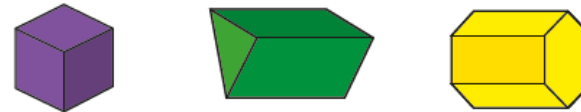
The odd one out is a _____.

2 Which shape could go in the group?

has a curved surface

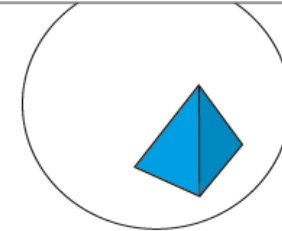
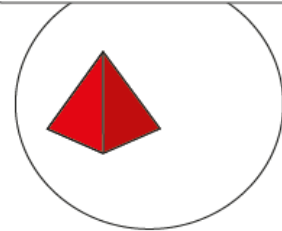


3 Which shape could go in both groups?

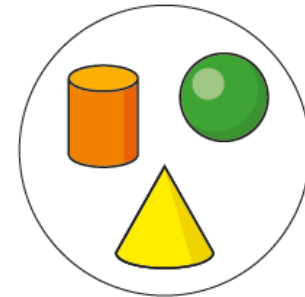


odd number of faces

even number of vertices

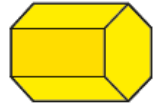




4 How have the shapes been grouped?



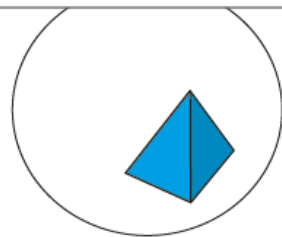
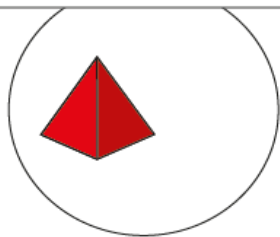
Sort 3D shapes

3 Which shape could go in both groups?

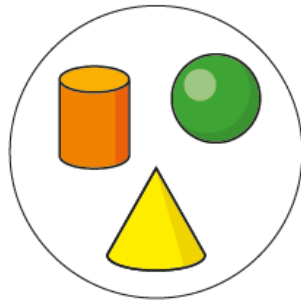


odd number of faces

even number of vertices



4 How have the shapes been grouped?



5 Write the name of a 3D shape that could go in each group.

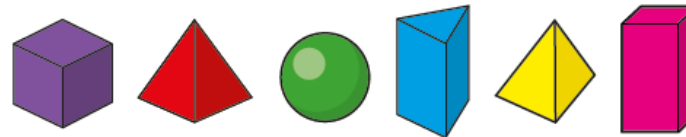
has 5 vertices

has 12 edges

has 1 curved surface

Can you think of any other shapes to go in each group?

6 a) Sort the shapes into two groups.



b) Give each of your groups a label.

Compare answers with a partner.



7.01.21 and 11.01.21

2SC week 1 and 2- - Home Learning Lesson Instructions For Each Subject

Please check your learning packs for any other physical resources you need and for a reminder of your log in details for Teams! Remember that some of your tasks for Thursdays and Fridays will be on **files** and **assignments**