

Year 5: Home-School Learning Time Table for the Week Beginning the 18th January




Parental Note: It is not necessary to print out any worksheets.


- Children must do the 3x core lessons Mon- Wed. And 1 of the wider curriculum subjects in the afternoon. They can choose which different one to do each day.
- They must hand in the assignments on Thursday and Friday on TEAMS.
- Try to stick to the timetable and hand in assignments on the days set.
- Each day I have added in set TimesTable Rockstar practise so I can keep track of how your child is getting on with their mental skills.
- Make sure you are still reading for enjoyment your own choice novel. This is VITAL.
- If you run out of books don't hesitate to contact us to borrow some.

Hi everyone, hope you and your families are well and coping? Good to see how you all have been putting in so much effort with your TEAMS learning. You will see I have marked and given you feedback on all of your assignments. Have another go if you got any corrections.


Stay SAFE, Mr C

DAY	9-10	10-15 – 11.15	11.15 – 12.15	1.15PM – 1.45PM	2 – 3pm
Monday 18th January	<p>Maths</p> <p>https://vimeo.com/468940874</p> <p>Revise multiples. Answer the questions on your whiteboard when the video pauses.</p> <p>Can you explain what a multiple means?</p> <p>How can we find them? List them? Sort them?</p> <p>Log in to TEAMS files section.</p> <p>Open the file Week 18th January and load the file Y5-Autumn-Block-4-WO1-Multiples-2019.pdf</p> <p>Can you answer all the questions in your GREEN MATHS book. Set out with margins/date and ruler as we do in school.</p> <p>If you are feeling confident open the file Multiples Practise.rtf and try to answer the SATs questions in your green book.</p>	<p>English SPAG</p> <p>What are apostrophes used for?</p> <p>Go to: https://classroom.thenational.academy/lessons/to-explore-the-function-of-apostrophes-ctk38r</p> <p>Make notes in your Yellow book pausing the video. First to:</p> <ol style="list-style-type: none"> 1. Explain the word classes: Nouns/ verbs/ adjectives and adverbs. 2. Explain the 3 rules of possessive apostrophes. Singular/ regular plurals/ irregular plurals. <p>Then answer the questions deciding where the apostrophe has been used for possession or contraction?</p> <p>Can you now go to Teams FILES and open: Possessive apostrophes Monday.pdf</p> <p>Can you add in apostrophes?</p> <p>Can you write the sentences with apostrophes used correctly? - Do all in your Yellow Books</p>	<p>Reading</p> <p>Read Chapter 4 - Pause on page 63.</p> <p>Imagine you are David and Tucky. You are adamant that you saw a plane but no one believes you.</p> <p>Use the text to write a 3 sentence thought bubble for how David is feeling? Try to write in first person and include words from the text like 'townies'</p> <p>Can you do the same for Mr Reynold's who put his trust in the boy shut has now been shown up in front of the village.</p> <p>Now read upto the end of the chapter and page 70.</p> <p>What is David's dilemma? Can you write a paragraph in your yellow book to explain.</p>	<p>Tables Practise Time</p> <div style="text-align: center;">  </div> <p>This week's focus tables are the 6x AND 8 x</p> <p>Complete YOUR 15 mins set GARAGE session.</p> <p>Use the studio to for 15mins to test your speed.</p>	<p>Own choice</p> <p>Choose one different subject per day from the own choice section.</p>



Year 5: Home-School Learning Time Table for the Week Beginning the 18th January

<p>Tuesday 19th Jan</p>	<p style="text-align: center;"><u>Maths</u></p> <p style="text-align: center;"><u>Watch the video</u></p> <p style="text-align: center;">https://vimeo.com/468941522</p> <p>Revise factors. What is a factor? How is it different to a multiple?</p> <p>How do we find them using a tree?</p> <p>How does it relate to the word product?</p> <p>Answer any questions when the video pause on your Whiteboard.</p> <p>Now Log in to TEAMS files section.</p> <p>Open the file Week 18th January and load the file Y5-Autumn-Block-4-WO2-Factors-2019.pdf</p> <p>Can you answer all the questions in your GREEN MATHS book. Set out with margins/date and ruler as we do in school.</p> <p>If you are feeling confident open the file Factors Practise.rtf and try to answer the SATs questions in your green book.</p>	<p><u>English SPAG</u></p> <p><u>Go to</u> https://teachers.thenational.academy/lessons/to-understand-the-two-functions-of-apostrophes-68vk6t</p> <p><u>Focus on Contractions</u></p> <p>Can you make the table in your Yellow book explaining the contracted and expanded forms?</p> <p>Which contractions are the trickiest e.g. mightn't shan't won't etc?</p> <p>Can you explain the difference between it's and its ?</p> <p>Write 3 examples of each.</p> <p>Then log into TEAMS and open from Files:</p> <p>Contractions Tuesday</p> <p>Can you in your yellow books?</p> <ul style="list-style-type: none"> • Expand and contract forms • Add in missing apostrophes • Correct the mistakes 	<p style="text-align: center;"><u>Reading</u></p> <p><u>Re-read chapter 4</u></p> <p><u>Focus on pages 67 – 69</u></p> <p>We learn a lot about the two characters David and Tucky through their speech, thoughts and actions during the drowning incident.</p> <p>On a page of your yellow book split it into two columns:</p> <table style="width: 100%; border: none;"> <tr> <td style="width: 50%;">David</td> <td style="width: 50%;">Tucky</td> </tr> </table> <p>Can you pick out quotes from the text that tell us about what kind of character each is? Although they are best friends each has a very different personality. What does each thing show e.g. <i>Tucky is spontaneous and doesn't think things through.</i></p> <p>Now write a paragraph to explain how the two boys' characters compare and contrast.</p> <p>The two boys are similar because...</p> <p>However David is ... because.,</p> <p>Although Tucky etc</p>	David	Tucky	<p style="text-align: center;">Tables Practise Time</p> <div style="text-align: center;">  </div> <p style="text-align: center;">This week's focus tables are the 6x AND 8 x</p> <p style="text-align: center;">Complete YOUR 15 mins set GARAGE session.</p> <p style="text-align: center;">Use the studio to for 15mins to test your speed.</p>	<p style="text-align: center;">Own Choice</p>
David	Tucky						

Year 5: Home-School Learning Time Table for the Week Beginning the 18th January

<p>Wednesday 20th January</p>	<p>Maths</p> <p>WATCH</p> <p>https://vimeo.com/469693647</p> <p>Now you are confident with multiples and factors can you find common factors?</p> <p>Answer the questions on your whiteboard when the video pauses.</p> <p>Now Log in to TEAMS files section.</p> <p>Open the file Week 18th January and load the file</p> <p>Y5-Autumn-Block-4-WO3-Common-factors-2019-1.pdf</p> <p>Can you answer all the questions in your GREEN MATHS book. Set out with margins/date and ruler as we do in school.</p> <p>If you are feeling confident open the file Factors Venn Diagram Challenge.rtf and try to copy the diagram into your green book sorting the factors. Which are common?</p> <p>Why not try for some of your own numbers?</p>	<p>English SPAG</p> <p>Revise everything we have covered about apostrophes:</p> <p>Possession</p> <p>Contraction</p> <p>It's and its</p> <p>Watch the lesson:</p> <p>https://classroom.thenational.academy/lessons/to-revise-using-apostrophes-68vk0c</p> <p>Log in to Education City and play :</p> <p>https://go.educationcity.com/content/index/35504/6/1/1</p> <p>Did you get all correct?</p> <p>If so log into TEAMS Files and open Its apostrophe Wednesday. Doc</p> <p>Can you write all the sentences in your book using the correct Its/ it's</p>	<p>Reading</p> <p>Read chapter 5</p> <ul style="list-style-type: none"> ● Explain what the author means when he says, 'he spoke haltingly'. ● How do you think the author wants us to feel about the German bombers? How does he achieve this? ● Find this sentence on the third set of pages, at the bottom: <u>David said, as defiantly as he could.</u> What does <i>defiantly</i> mean? ● Using information from the text, draw and label a picture of the German airmen's shelter. ● Why does Tucky interrupt David when he begins to tell Ann the story of what has happened? ● <u>David had never heard Tucky like this. He was excitable, yes; impetuous, yes; but he'd never found him determined or single-minded.</u> <p style="text-align: center;">What do <i>impetuous, determined</i> and <i>single-minded</i> mean?</p> <p style="text-align: center;">b) Write a sentence for each word.</p> <p>Although the boys agree to keep the Germans a secret, they both have different thoughts about it. Who do you agree with? Why?</p> <p>Answer all in Yellow Books.</p>	<p>Tables Practise Time</p> <div style="text-align: center;">  </div> <p>This week's focus tables are the 6x AND 8 x</p> <p>Complete YOUR 15 mins set GARAGE session.</p> <p>Use the studio to for 15mins to test your speed.</p>	<p>Own choice</p>

Year 5: Home-School Learning Time Table for the Week Beginning the 18th January

<p>Thursday 21ST January</p>	<p>Maths</p> <p>Log into teams. In your ASSIGNMENTS section complete Thursday 21st Multiples and Factors. Use your whiteboard and pen to list either multiples of factor trees.</p> <p>Fill the answers in on the word document and hand them in.</p>	<p>English SPAG</p> <p>Use your YELLOW BOOK to create a min map jotting down everything you have learnt about apostrophes this week.</p> <p>Then:</p> <p>Log into Teams. In your ASSIGNMENTS section complete Thursday 21st Apostrophes Assessment.</p> <p>Fill the answers in on the word document and hand them in.</p>	<p>Reading Comprehension:</p> <p>Log into teams. In your ASSIGNMENTS section open David and Tucky Powerpoint. Read the pages 96 – 102 again. Make notes/ find quotes to help you answer the questions.</p> <p>Answer the two questions explaining what you know about the boys' characters. On the word document using evidence from the text and hand in.</p>	<p>Tables Practise Time</p>  <p>This week's focus tables are the 6x AND 8 x</p> <p>Complete YOUR 15 mins set GARAGE session.</p> <p>Use the studio to for 15mins to test your speed.</p>	<p>Own Choice</p>
<p>Friday 22ND January</p>	<p>Maths</p> <p>Log into teams. In your ASSIGNMENTS section complete the Education City quiz on x/ divide by 10/100/1000 until you get 100%</p>	<p>English – Drafting linked to Friend or Foe</p> <p>Davey's diary entry.</p> <p>Log into TEAMS assignments and read my example.</p> <p>Decide are you going to make my diary about:</p> <ol style="list-style-type: none"> 1. The evacuation day- saying goodbye to Mum, the station, being last picked and then meeting Mr Reynold's 2. The search day where David and Tucky went to look for the Germans as noone believed them – David nearly drowned. <p>In the assignments type your entry in Word. My Dear Diary' – There should be no spelling mistakes as you can use F7 to spell check. Hand</p>	<p>English Spelling</p> <p>Log into teams. In your ASSIGNMENTS section</p> <p>Learn the cial suffix spelling rule for this week.</p> <p>Write out each word atleast 3 times In Your Yellow Book and use LCWC to learn.</p> <p>Do you know all of the meanings?</p> <p>Can you put them in alphabetical order and hand in?</p>	<p>Tables Practise Time</p>  <p>This week's focus tables</p>	<p>Own Choice</p>

Year 5: Home-School Learning Time Table for the Week Beginning the 18th January

		in.			<p>are the 6x AND 8 x</p> <p>Complete YOUR 15 mins set GARAGE session.</p> <p>Use the studio to for 15mins to test your speed.</p>
--	--	-----	--	--	--

Own Choice Section – Choose one different subject each day for the afternoon session.

Science	History	PE
<p>Separating mixtures</p> <p>Go to</p> <p>https://classroom.thenational.academy/lessons/how-can-you-separate-a-mixture-of-sand-salt-and-water-6rtptct?activity=intro_quiz&step=1</p> <p>Answer the quiz to see what you remember.</p> <p>Now watch the lesson. Use a dictionary to find out the meaning of the new words: atom / alloy and pure</p> <p>Answer the video questions then make a cartoon strip of diagrams to show how to separate the seawater.</p>	<p>Evacuation</p> <p>https://www.bbc.co.uk/teach/school-radio/history-ks2-world-war-2-clips-ww2-evacuation-index/zvs3scw</p> <p>Can you explain these:</p> <p>What was evacuation?</p> <p>Why was the countryside thought to be safer?</p> <p>Listening to the different accounts can you explain in your yellow book how:</p> <ul style="list-style-type: none"> • Life was different in the countryside to the town • Some evacuees had a better experience than others 	<p>Watch</p> <p>https://www.youtube.com/watch?v=HRvquNKf1Q&feature=emb_logo</p> <p>can you make your own game to improve your throwing accuracy ?</p> <p>can you use both hands?</p> <p>How could you increase the difficulty?</p>
	Coding	Wellbeing/Art
	<p>https://www.codesters.com/curriculum/hour-of-code-2020/Social+Distancing+Sprites/1/</p> <p>Can you create a code to check the sprites are social distancing?</p>	<p>Be an Illustrator! Select a piece of text or poetry from a book, newspaper or magazine. Create an imaginative response to the text using any art materials you want. Who has created the illustrations in the book you are currently reading ?</p>

Online resources/links:

<https://whiterosemaths.com> <https://www.youtube.com> <https://ttrockstars.com/> (All children have TTRS logins)

Share your learning with us:

Year5@beecroft.leeds.sch.uk

Year 5: Home-School Learning Time Table for the Week Beginning the 18th January