

Year 5: Home-School Learning Time Table for the Week Beginning the 8th February

Parental Note: It is not necessary to print out any worksheets.

- Children must do the 3x core lessons Mon- Wed. And 1 of the wider curriculum subjects in the afternoon. They can choose which different one to do each day.
- They must hand in the assignments on Thursday and Friday on TEAMS.



Hall Of Fame This Week : Well Done to Nadia this week who scored 4,696 correct answers. Cairo was the most improved player this week and has now moved up the rankings!

This week it is an easier one with 2s, 5s, 10s and 12s as the focus, so it is a chance to score big points.

Who will be the most improved this week???




Hi everyone,


Thanks for all of your continued hard work at home. I **have set up a video call on Monday at 2pm to give us** all a chance to catch up. Please check your teams calendar and follow the instructions. If you would like to bring any work you have done that you are proud of while you have been learning at home, we can have a 'show and tell'.

See you then



Stay SAFE, Mr C !

DAY	9-10	10-15 – 11.15	11.15 – 12.15	1.15PM – 1.45PM	2 – 3pm
Monday 8th Feb	<p>Maths</p> <p>Recap on interpreting charts (optional): https://vimeo.com/462717846</p> <p>Then, you must watch: https://vimeo.com/464199069</p> <p>Can you read and interpret line graphs?</p> <p>Open the file Week 8th Feb –12th Feb and load the file Y5-Autumn-Block-3-WO1-Read-and-interpret-line-graphs-2019</p> <p>Can you answer all the questions in your GREEN MATHS book. Set out with margins/date and ruler as we do in school.</p> <p>If you are feeling confident open: Year-5-Autumn-Block-3-Step-1-RPS-Read-and-Interpret-Line-Graphs</p> <p>Try the different levels.</p>	<p>English SPAG</p> <p>https://classroom.thenational.academy/lessons/to-explore-using-the-simple-past-present-and-future-tense-c5h32d</p> <p>Can you remember how to change verbs to indicate past, present and future tenses in simple form?</p> <p>Then open TEAMS files and open irregular past doc</p> <p>In your YELLOW BOOK:</p> <p>Can you write the sentences out neatly and add in the correct simple past tense verb.</p> <p>Can you list all the irregular verbs you know e.g. swim/swam eat/ ate etc</p>	<p>Reading (History linked):</p> <p><u>The Battle of Britain</u></p> <p>Open the file from TEAMS files: The Battle of Britain reading.doc</p> <p>Write down the meaning in your yellow book of these new words in context:</p> <p>Significant Strategic Infiltrate Underestimate Allied Radar Manoeuvre Morale</p> <p>Can you answer the questions now referring back to the text, in your YELLOW BOOK.</p> <p>What did Churchill mean when he said: 'Never in the field of human conflict was so much owed by so many to so few.'</p>	<p>Tables Practise Time</p> <p></p> <p>This week's focus tables are the 2s, 5s 10s and 12s</p> <p>Complete YOUR 15 Mins daily studio sessions.</p>	<p>Own choice</p> <p>Choose one different subject per day from the own choice section.</p>

Year 5: Home-School Learning Time Table for the Week Beginning the 8th February

<p>Tuesday 9th Feb</p>	<p style="text-align: center;"><u>Maths</u></p> <p style="text-align: center;"><u>Watch the video</u></p> <p style="text-align: center;">https://vimeo.com/464197707</p> <p>Can you draw a line graph? How do you decide on the scale? What do you need to label on the axis?</p> <p>Make sure points are plotted on the vertices of squares not in the square itself (+)</p> <p>Answer any questions when the video pause on your Whiteboard.</p> <p>Now Log in to TEAMS files section.</p> <p>Open the file Week 8th Feb and load the file: Y5-Autumn-Block-3-WO2-Draw-line-graphs-2019</p> <p>Carefully recreate the axis in your green book and label the scale</p> <p>Can you answer all the questions in your GREEN MATHS book. Set out with margins/date and ruler as we do in school.</p> <p>Can you plot each set of data as a line graph in your book?</p> <p>What story does each one tell?</p>	<p><u>English SPAG</u></p> <p><u>Go</u></p> <p>https://classroom.thenational.academy/lessons/to-explore-the-past-present-and-future-progressive-tense-6djk2c</p> <p><u>Learn by heart the rule for progressive (continuous) tense</u></p> <p>Verb form 'to be' + ing</p> <p>I am walking</p> <p>I was walking</p> <p>I will be walking</p> <p><u>No open TEAMS files:</u> Grammar Tense Cards.doc</p> <p>Ignore perfect tense.</p> <p>Can you recreate and make your own cards for simple and progressive in past/ present/ future</p> <p>Choose an example you like e.g. dancing</p> <p>Draw pics to illustrate</p> <p>Simple:</p> <p>I dance</p> <p>I danced</p> <p>I will dance</p> <p>Progressive:</p> <p>I am dancing</p> <p>I was dancing</p>	<p>Reading(History Linked)</p> <p>Re-read the Battle of Britain Reading .doc</p> <p>WATCH</p> <p>https://www.youtube.com/watch?v=6JB3bgzLCA0</p> <p>In your yellow book put a title saying Battle Of Britain Plan.</p> <p>Split the page in half horizontally.</p> <p>On the top half write the sub-heading: <i>Introduction</i></p> <p>On the bottom half put the sub-heading: <i>German Tactics</i></p> <p>Open from files: Battle of Britain writing.ppt.</p> <p>Make notes from the reading and the video underneath each section answering the questions on the powerpoint.</p> <p>Note: This plan will be used to write your assignment this week.</p>	<p>Tables Practise Time</p> <div style="text-align: center;">  </div> <p>This week's focus tables are the 2s, 5s 10s and 12s</p> <p>Complete YOUR 15 Mins daily Garage and 15 daily studio sessions.</p>	<p>Own Choice</p>

Year 5: Home-School Learning Time Table for the Week Beginning the 8th February

<p>Wednesday 10th Feb</p>	<p>Maths</p> <p>WATCH https://vimeo.com/466529487</p> <p>Pause the video to answer the different qs on your WB.</p> <p>Can you solve problems using a line graph? When you draw your own it is important to draw a line from the graph to meet the axis to help you interpret--- it is tricky but you may be able to line up your ruler on screen to read more accurately.</p> <p>Open the file Week 8th Feb and load the file: Y5-Autumn-Block-3-WO1-Read-and-interpret-line-graphs-2019</p> <p>Can you answer all the questions in your GREEN MATHS book. Set out with margins/date and ruler as we do in school.</p>	<p>I will be dancing</p> <p>English SPAG https://classroom.thenational.academy/lessons/to-revise-the-past-present-and-future-progressive-tense-6rukjd</p> <p>Revise each form by answering the questions on the video.</p> <p>Now IN YOUR yellow book can you write 6 sentences about the battle of Britain in past progressive? E.g.</p> <p>The Germans were succeeding in breaking morale.</p> <p>The RAF was suffering from the constant bombardment.</p> <p>Radar was helping to give the RAF an advantage.</p>	<p><u>Reading(History Linked)</u> Re-read the Battle of Britain Reading .doc</p> <p>WATCH https://www.youtube.com/watch?v=6JB3bgzLCA0</p> <p>In your yellow book put a title saying Battle Of Britain Plan.</p> <p>Split the page in half horizontally.</p> <p>On the top half write the sub-heading: <i>British defences</i></p> <p>On the bottom half put the sub-heading: <i>Why was it significant and still remembered today?</i></p> <p>Open from files: Battle of Britain writing.ppt.</p> <p>Make notes from the reading and the video underneath each section answering the questions on the powerpoint.</p> <p>In your own words, explain why the Spitfires were good planes to use in a dog fight. Use evidence from the text to support your answer.</p> <p>Note: This plan will be used to write your assignment this week.</p>	<p>Tables Practise Time</p>  <p>This week's focus tables are the 2s, 5s 10s and 12s</p> <p>Complete YOUR 15 Mins daily Garage and 15 daily studio sessions.</p>	<p>Own choice</p>
<p>Thursday 11th February</p>	<p>Maths</p> <p>Log into teams. In your ASSIGNMENTS section complete</p> <p>Thursday 11th Feb – Line Graphs</p> <p>Fill the answers in on the word document and hand them in.</p>	<p>English SPAG</p> <p>Use your YELLOW BOOK to revise prepositions</p> <p>Then:</p> <p>Log into Teams. In your ASSIGNMENTS section play the prepositions quiz, then</p>	<p>Writing – History Linked</p> <p>Log into teams. In your ASSIGNMENTS section open : History Report</p> <p>Watch again the video https://www.youtube.com/watch?v=6JB3bgzLCA</p> <p>You are going to write 4 paragraphs to answer the question: How Was The Battle Of Britain A Significant</p>	<p>Tables Practise Time</p> 	<p>Own Choice</p>

Year 5: Home-School Learning Time Table for the Week Beginning the 8th February

		<p>complete Thursday 4th Feb prepositions doc.</p> <p>Fill the answers in on the word document and hand them in.</p>	<p>Turning Point?</p> <p>Use your planning from the week's reading to help you.</p> <p>Try to write two paragraphs today and two tomorrow. Hand in tomorrow.</p> <p>Para 1: Introduction – What had Germany achieved upto this point? What was the plan for Operation Sea Lion?</p> <p>Para 2- German Tactics – which tactics had the Luftwaffe employed so far? What were Messerschmitts? Did they have any advantages over RAF? What were the targets for each phase?</p>	<p>This week's focus tables are the 2s, 5s 10s and 12s</p> <p>Complete YOUR 15 Mins daily Garage and 15 daily studio sessions.</p>	
<p>Friday 5th February</p>	<p>Maths</p> <p>Log into teams. In your ASSIGNMENTS section complete the Friday 12th Feb Graphs and charts Revision.</p> <p>Use your whiteboard to help you do any workings Hand in.</p>	<p>English – Spelling</p> <p>In Teams assignments open:</p> <p>Friday 5th - I BEFORE E RULE Use LCWC to learn the words.</p> <p>Find any meanings you don't know.</p>	<p>Writing – History Linked</p> <p>Log into teams. In your ASSIGNMENTS section open : History Report</p> <p>Watch again the video https://www.youtube.com/watch?v=6JB3bgzLCA</p> <p>You are going to write 4 paragraphs to answer the question: How Was The Battle Of Britain A Significant Turning Point?</p> <p>Use your planning from the week's reading to help you.</p> <p>Try to write the final two paragraphs today and hand in</p>	<p>Tables Practise Time</p> <div data-bbox="2359 1396 2626 1575" style="text-align: center;">  </div> <p>This week's focus tables</p>	<p>Own Choice</p>

Year 5: Home-School Learning Time Table for the Week Beginning the 8th February

			<p>Para 3: British Defences- Who was Commander Dowding? How was Radar essential? What were barrage balloons? How did Spitfires overcome the Luftwaffe despite being inferior?</p> <p>Para 4 – Conclusion- why was Germany’s defeat a turning point in the war? Why is it still significant today? What is meant by ‘the few’?</p>	<p>are the 2s, 5s 10s and 12s</p> <p>Complete YOUR 15 Mins daily Garage and 15 daily studio sessions.</p>
--	--	--	---	---

Own Choice Section – Choose one different subject each day for the afternoon session.

Science	History	PE
<p>Forces Go to https://classroom.thenational.academy/lessons/what-are-contact-forces-74t3gc</p> <p>What is meant by balanced and unbalanced forces?</p> <p>What is friction? Can you list when it is useful and when it isn't? draw diagrams to illustrate</p> <p>Open force diagram sheet and draw your own diagrams of balanced and unbalanced forces.</p> <p>Make sure you label gravity and normal reaction.</p>	<p>WW2 – WHAT WAS PROPAGANDA?</p> <p>OPEN the ppt from files:</p> <p>What was propaganda like during ww2?ppt</p> <p>Can you define what it was? How and why was it used? Look at the different forms ie. Pictures/videos and posters.</p> <p>Use the chart: propaganda analysis to explain each type.</p>	<p>Watch Go TO https://platform5.imoves.com/hl</p> <p>Login using these details</p> <p>Login at imoves.com using your class ID: 15800 & password: Cow</p> <p>Try the three parts of the lesson</p> <p>Warmup: Bodyblast</p> <p>Main: Bootcamp Fitness</p> <p>Warmdown: Mountainbike challenge</p>
Music	DT	Wellbeing/Art
<ul style="list-style-type: none"> Watch this short video by Classical MPR with your group and discuss the different ways in which music can change how we feel and express ourselves: https://bit.ly/2GjLRMW Use your own instrument and compose music that represents you. 	<p>This week as we are having problems drawing on Sketchup at home I would like you to design and build your own Anderson Shelter using materials from home such as food packaging, paper or even lego building bricks.</p> <p>In TEAMS open the file:</p> <p>Design your own Anderson Shelter.pdf.</p> <p>Read the fact sheet and answer:</p>	<p>All that’s in my head- Our minds can get very busy and what might be important to you, might be different to what is important to someone else! Can you use pictures and colours to show all with pictures. You could use a photograph of yourself (ask your parents first) like on the example! ·</p>

Year 5: Home-School Learning Time Table for the Week Beginning the 8th February

Could you make a list of songs that make you happy?
Are they similar or different to songs other people like?

How much did an Anderson shelter cost?
Who designed The Morrison shelter?•
What were they constructed from and how were they made 'homely' inside?

Can you design and build your own then do the lego man and the weight test?



My Word Cloud You could make a word cloud where you think of different adjectives and nouns that makes you, you! The you can arrange them in different colours to interlock. You can even change the sizes of the words- maybe some words that are more important to you expressing yourself could be bigger! You could even do this in the shape of an object.

Online resources/links:

<https://whiterosemaths.com> <https://www.youtube.com>

<https://trockstars.com/> (All children have TTRS logins)

Share your learning with us:

Year5@beecroft.leeds.sch.uk