

Year 5: Home-School Learning Time Table for the Week Beginning the 22ND February

Parental Note: It is not necessary to print out any worksheets.

- Children must do the 3x core lessons Mon- Wed. And 1 of the wider curriculum subjects in the afternoon. They can choose which different one to do each day.
- They must hand in the assignments on Thursday and Friday on TEAMS.



Hall Of Fame From Week Before Half Term :

Well done to Aarush who has cut his time down to 1.33seconds and is up to 5th in the overall leader board. Can we see this week if we can make the full top ten all Year 5s?

Who will be the most improved this week???




Hi everyone,

Hope you all had a good week off,


Welcome back to remote learning. Fingers crossed it won't be too long now until you are all back in the classroom. Until then though we have plenty of fun learning to do at home with The Demon Dentist and Fractions Fun.

Stay SAFE,



Mr C !

DAY	9-10	10-15 – 11.15	11.15 – 12.15	1.15PM – 1.45PM	2 – 3pm
Monday 22nd Feb	<p>Maths</p> <p>Recap on equivalent fractions</p> <p>https://vimeo.com/498327458</p> <p>How much did you remember?</p> <p>Then, watch</p> <p>https://vimeo.com/498327611</p> <p>What is the rule for the numerator and denominator of a fraction in order for them to be equivalent?</p> <p>Open the file Week 22nd – 26th Feb and load the file Y4-Spring-Block-3-WO2-Equivalent-fractions-1-2019</p> <p>Can you answer all the questions in your GREEN MATHS book. Set out with margins/date and ruler as we do in school.</p> <p>If you are feeling confident open:</p> <p>Y5-Spring-Block-2-WO1-Equivalent-fractions-2019</p> <p>Try these qs.</p>	<p>English SPAG</p> <p>https://classroom.thenational.academy/lessons/to-investigate-suffixes-ate-en-ify-ise-6xj62t?activity=video&step=1</p> <p>What is a suffix?</p> <p>What is a root word?</p> <p>How can changing the suffix of the word change its word class?</p> <p>Then open TEAMS files and Word-bank.pdf</p> <p>In your YELLOW BOOK:</p> <p>Can you use each root word, add one of the suffixes and use it in a sentence?</p> <p>Do all of the words work?</p>	<p>Reading</p> <p><u>The Demon Dentist – David Walliams</u></p> <p>https://classroom.thenational.academy/lessons/to-engage-with-the-text-6mu32d</p> <p>Make sure you have your book with you while you watch the lesson.</p> <ol style="list-style-type: none"> 1. Predict what the book will be about exploring the illustration on the front cover 2. What is a prologue? 3. How does the author create suspense and mystery in the opening paragraph? 4. Read chapter one and answer true/ false qs. <p>Activity:</p> <p>We read in the Prologue:</p> <p>'Strange things are happening'</p> <p>'They ... find something unspeakable'</p> <p>'Someone or something had come into their bedrooms'</p>	<p>Tables Practise Time</p> <p></p> <p>This week's focus tables are the 6s,7s,8s and 9s</p> <p>Complete YOUR 20 Mins daily garage sessions.</p>	<p>Own choice</p> <p>Choose one different subject per day from the own choice section.</p>


Year 5: Home-School Learning Time Table for the Week Beginning the 22ND February

			<p>Why do these particular phrases add more mystery to what is happening in the town?</p> <p>Task: Think about this early build up to the story you are about to read. Then write six sentences predicting what you think may happen in this story.</p>		
<p>Tuesday 23rd Feb</p>	<p style="text-align: center;">Maths</p> <p style="text-align: center;"><u>Watch the video</u> Fractions Greater than 1 https://vimeo.com/498362964</p> <p><u>Pause the video where it tells you and try the qs on your wb. Draw diagrams if necessary.</u></p> <p>Now Log in to TEAMS files section. Open the file Week 22nd Feb – 26th Feb and load the file: Y4-Spring-Block-3-WO4-Fractions-greater-than-1-2019</p> <p>Can you answer all the questions in your GREEN MATHS book? . Set out with margins/date and ruler as we do in school.</p> <p>Now on Education city, use your skills to play the game: https://go.educationcity.com/content/index/34346/7/2/1</p>	<p>English SPAG</p> <p><u>Watch the applying suffix video</u> https://classroom.thenational.academy/lessons/to-practise-and-apply-knowledge-of-suffixes-ate-en-ify-ise-suffixes-including-a-test-60r30e</p> <p><u>No open TEAMS files:</u></p> <p>Suffixes ppt And suffix game pdf</p> <p>If you have a dice use it to play the game. If not you can use the virtual dice https://www.teacherled.com/iresources/tools/dice/</p> <p>Use your yellow book to record the words, sentences or even riddle that you make.</p>	<p>Reading</p> <p>WATCH The Demon Dentist – Lesson 2 – To answer questions on the text. https://classroom.thenational.academy/lessons/to-answer-questions-on-the-text-part-1-ccrp2d</p> <p>Read chapter 2 and 3</p> <p>Remember when we are answering retrieval questions you must skim and scan for the key words.</p> <p>Remember when we answer inference questions you must read around the words. The sentence before or the sentence after can help us think what it means.</p> <p>Task:</p> <p>The children’s impression of Gabz changed throughout the chapter. Use evidence from the text in your yellow book to explain how.</p>	<p>Tables Practise Time</p> <div style="text-align: center;">  </div> <p>This week’s focus tables are the 6s,7s,8s and 9s</p> <p>Complete YOUR 20 Mins daily garage sessions.</p>	<p>Own Choice</p>

Year 5: Home-School Learning Time Table for the Week Beginning the 22ND February

<p>Wednesday 24th Feb</p>	<p>Maths</p> <p>WATCH</p> <p>https://vimeo.com/498991812</p> <p>What is an improper fraction? What is a mixed number?</p> <p>Pause the video to answer the different qs on your WB.</p> <p>Open the TEAMS file Week 22nd Feb and load the file:</p> <p>Y5-Spring-Block-2-WO2-Improper-to-mixed-numbers-2019</p> <p>Can you answer all the questions in your GREEN MATHS book. Set out with margins/date and ruler as we do in school.</p> <p>Now have a go at:</p> <p>https://go.educationcity.com/content/index/33331/7/2/1</p>	<p>English SPAG</p> <p>https://classroom.thenational.academy/lessons/to-practise-and-apply-knowledge-of-suffixes-ic-al-and-ity-tion-ness-including-test-65jk6d</p> <p>Ic Al Ity Tion Ness</p> <p>What type of word does each suffix create?</p> <p>Now open from TEAMS THE FILE</p> <p>Spelling rules for.pdf</p> <p>Can you take the examples to write your own rules for each of the suffixes today? Illustrate with an example</p>	<p>Reading</p> <p>To Analyse characters in Demon Dentist</p> <p>https://classroom.thenational.academy/lessons/to-analyse-characters-cmu3gd</p> <p>Remember to have your book open for the lesson On chapter 4/5</p> <p>What happened to Mr Erstwhile and how does this add to the tension?</p> <p>What impression does the author create of Miss Root? - Create a mindmap. Draw her if you wish to. Annotate with evidence from the text.</p> <p>How could Mr Erstwhile's death be described as ironic?</p> <p>Answer all in yellow books.</p>	<p>Tables Practise Time</p>  <p>This week's focus tables are the 6s,7s,8s and 9s</p> <p>Complete YOUR 20 Mins daily garage sessions.</p>	<p>Own choice</p>
<p>Thursday 25th February</p>	<p>Maths</p> <p>Log into teams. In your ASSIGNMENTS section complete</p> <p>Thursday 25th Feb – Fractions Assignment</p> <p>Fill the answers in on the word document and hand them in.</p>	<p>English – written work linked to reading (class text)</p> <p>Log into Teams. In your ASSIGNMENTS and open Thursday 25th Miss Root Description.</p> <p>Using your book up to chapter 5 and your mind map from yesterday write a description of Miss Root.</p>	<p>SPAG</p> <p>Go back over your notes for suffixes from this week</p> <p>Watch the lessons again if you still aren't clear.</p> <p>Open Thursday 25th Suffixes assignment</p>	<p>Tables Practise Time</p> 	<p>Own Choice</p>

Year 5: Home-School Learning Time Table for the Week Beginning the 22ND February

			Answer all and hand in .	<p>This week's focus tables are the 6s,7s,8s and 9s</p> <p>Complete YOUR 20 Mins daily garage sessions.</p>	
Friday 26 th February	<p>Maths</p> <p>Log into teams. In your ASSIGNMENTS section complete the Friday 26th Feb - Improper Fractions.</p> <p>Use your whiteboard to help you do any workings</p> <p>Hand in.</p>	<p>English – Spelling</p> <p>In Teams assignments open:</p> <p>Friday 26th - Use LCWC to learn the words ent suffixes</p> <p>Find any meanings you don't know.</p> <p>Unjumble the words to spell and hand in.</p>	<p>Reading Comprehension</p> <p>In Teams open</p> <p>David Walliams reading</p> <p>Read all about the author then answer the questions in the word doc.</p> <p>Hand in.</p>	<p>Tables Practise Time</p>  <p>This week's focus tables are the 6s,7s,8s and 9s</p> <p>Complete YOUR 20 Mins daily garage sessions.</p>	Own Choice

Own Choice Section – Choose one different subject each day for the afternoon session.

Science	Geography	PE
---------	-----------	----

Year 5: Home-School Learning Time Table for the Week Beginning the 22ND February

<p>Forces</p> <p>https://classroom.thenational.academy/lessons/which-factors-affect-an-objects-ability-to-float-ccv3ac</p> <p>What is meant by buoyancy?</p> <p>What is meant by upthrust?</p> <p>As the teacher explains the experiment, pause and predict whether you think each item will float or sink and why? See the results (You can try this at home if you wish)</p> <p>Watch https://www.youtube.com/watch?v=MJl6wY1G8Ls</p> <p>Why is it called the Dead Sea? Why do people float so easily?</p>	<p>Biomes and Polar Regions</p> <p>https://classroom.thenational.academy/lessons/what-are-the-earths-biomes-6wrk2r?activity=video&step=1</p> <p>What are biomes?</p> <p>Why are climates so different?</p> <p>Open from files</p> <p>t3-g-92-world-biomes-and-climate-zones-activity-sheet_ver_4</p> <p>Can you answer the questions in your Yellow Book. Use google or an atlas to help you.</p>	<p>Watch</p> <p>Go TO https://platform5.imoves.com/hl</p> <p>Login using these details</p> <p>Login at imoves.com using your class ID: 15800 & password: Cow</p> <p>Try the three parts of the lesson</p> <p>Warmup: balance</p> <p>Main: Bodyblast</p> <p>Warmdown: icandobetter</p>
<p>Music</p>	<p>Computing</p>	<p>Wellbeing/Art</p>
	<p>Watch the ppt from files: algorithms</p> <p>Revise the e-safety rules</p> <p>Understand what an algorithm is.</p> <p>Can you write one for making a sandwich?</p> <p>Now go to https://altermanchess.wixsite.com/cargobot</p> <p>Have a go at writing algorithms to complete the levels</p>	<p>https://classroom.thenational.academy/lessons/an-introduction-to-photography-6wrkct?activity=video&step=1</p> <p>After watching the lesson can you</p> <p>Use a camera/ ipad/ tablet or phone to capture an images of your space that would tell people about you?</p> <p>Remember our e-safety rules though about sharing images. These images will be just for you and you parents to see so you can try editing them.</p> <p>Decide with your parents whether you save them or delete them afterwards.</p>

Online resources/links:

<https://whiterosemaths.com> <https://www.youtube.com>

<https://trockstars.com/> (All children have TTRS logins)

Share your learning with us:

Year5@beecroft.leeds.sch.uk