

Beecroft Primary School Year 6: Home-School Learning Menu for the Week Beginning Monday 1st March

Share your learning with us:

Year6nb@beecroft.leeds.sch.uk

JOBS TO DO THIS WEEK AND REMINDERS ABOUT RETURNING TO SCHOOL:

1. **You are returning to school next week. Please organise your books and folder so that they are ready to hand in. I will want to look at the work that you have completed at home.**
2. **Make sure that your pencil case is organised. Make sure it contains a sharp pencil and a fountain pen containing a full cartridge.**
3. **Organise your bag. Have you put in it ... your reading diary, homework diary, library book and home learning folders?**
YOU WILL NEED THE CONTENTS OF THE ORANGE FOLDER WHEN YOU RETURN TO SCHOOL.
4. **We are all still having packed lunches for our dinner. Remember to bring you water bottle.**
5. **School start time is still staggered. You can arrive between 8.30 and 8.50 when the register will be taken.**

Live lessons:

Getting Organised Assembly on **Monday at 9.45am** and Wellbeing Assemblies **on Friday at 1.45pm**

Mrs Carter has added you to an assembly group for your assemblies. Please make sure you're ready to log in on time and you are on mute.

Click on calendar> click on the meeting > press join> swipe across to make sure your microphone is on mute> click join now.

Weekly Maths Tasks

Monday 1st

1. Ask your parent to mark your ten minute test B1.
2. This week complete the next ten minute test – B2.
3. We are going to continue working with equivalent fractions. Watch the video again that you first looked at last week about equivalent fractions. <https://whiterosemaths.com/homelearning/year-6/week-8-number-fractions/>
4. Neatly, in your maths complete Equivalent Fractions 1 sheet – see Year 6 home learning folder. Can you think of 4 fractions that are equal in value to each of the fractions that you have been given?
5. Now move on to Equivalent Fractions 2 sheet – see Year 6 home learning folder. The answers are included.

Beecroft Primary School Year 6: Home-School Learning Menu for the Week Beginning Monday 1st March

Share your learning with us:

Year6nb@beecroft.leeds.sch.uk

Tuesday 2nd	<ol style="list-style-type: none"> 1. One more day on equivalent fractions then we will have revised the work from Year 5. We will then move on to Year 6 work next week. Look in the Year 6 home learning folder and find the sheet <u>Equivalent Fractions 3</u>. Complete questions 5-12. You have to think carefully – these are trickier than they initially look. The answers are included. 2. Print out the loop cards found in the Year 6 home learning folder. Cut them up. Can you match all of the cards so that make one loop? It's a bit like playing dominoes. 3. One more go at practising your equivalent fractions skills. Find <u>Match Three equivalent Fractions</u> in the Year 6 home learning zone – complete the sheet. The answers are included.
Wednesday 3rd	<p><u>Maths warm up mental work –</u></p> <p>This week we are going to complete a mental maths quiz on line. Visit http://www.primaryhomeworkhelp.co.uk/maths/wordproblems/y6sats.html and follow the instructions.</p> <p><u>Starting Averages - Interpret Mean as an Average</u></p> <p>In today's lesson, we will explore averages before creating a formula for calculating the mean. We will then move on to find missing values using the mean. https://classroom.thenationalacademy/lessons/interpret-mean-as-an-average-60f32d?from_query=average</p> <p>In your orange folder there is an A3 sheet with a green border at the top called Mean 1 and Mean 2. Complete the questions on the first page – Mean 1. The answers are included in the orange pack.</p>
Thursday 4th	<p><u>Continuing With Averages</u></p> <p>Watch the video - Calculating and interpreting the mean as an average</p> <p>https://classroom.thenationalacademy/lessons/calculating-and-interpreting-the-mean-as-an-average-68wkct?from_query=average</p> <p>Complete the questions on page 2 – Mean 2. The answers are included in the orange pack.</p> <p>Look in the Year 6 home learning zone. Find the <u>Mean Of Decimals</u> sheet. Complete the questions and mark the answers.</p>
Friday 5th	<ol style="list-style-type: none"> 1. Log on to Education City – Maths – Year 6 and play Mean Beans - Calculating the mean 2. Complete these questions in your book. They are all averages problems related to sport.

Beecroft Primary School Year 6: Home-School Learning Menu for the Week Beginning Monday 1st March

Share your learning with us:

Year6nb@beecroft.leeds.sch.uk

Look at the following diving scores:

Marita 7.2	Ben 9.4	Ari 4.6	Mia 7.6
------------	---------	---------	---------

a Calculate the mean.

b Who was closest to the mean?



The table below shows the number of goals scored over a 5 week period by 3 football teams:



	6/3	13/3	20/3	27/3	3/4	Total	Mean
Fantastic Footballers	2	0	2	8		16	
Serious Soceroos	3	2	4	1			3
Dangerous Dribblers	0	0	0	0	15		3

a Complete the table by filling in the missing information.

b Which team has scored the most goals?






c Which team has the highest mean?

d You're thinking of joining either the Serious Soceroos or the Dangerous Dribblers. They both have a mean of 3 goals per game. Which team do you think would be more competitive and why?

Beecroft Primary School Year 6: Home-School Learning Menu for the Week Beginning Monday 1st March

Share your learning with us:

Year6nb@beecroft.leeds.sch.uk

	<p>Sean wanted to buy new football boots and priced the same boots in 4 different stores.</p> <div style="display: flex; justify-content: space-around; align-items: center;"> <div style="text-align: center;">  <p>Steve's Sports £45</p> </div> <div style="text-align: center;">  <p>Sport Stars £54</p> </div> <div style="text-align: center;">  </div> <div style="text-align: center;">  <p>Football City £48</p> </div> <div style="text-align: center;">  <p>Sports First £53</p> </div> </div> <p>a What is the average or mean price of the boots? <input style="width: 80px; height: 40px; border: 1px solid black;" type="text"/></p> <p>b If Sean buys the cheapest option, how much less than the mean does he spend? <input style="width: 80px; height: 40px; border: 1px solid black;" type="text"/></p> <p>3. Log into TEAMS ON YOUR CHROMEBOOK. Find the assignments section and open 'Mean Questions'. Complete the sheet and hand in your assignment.</p>
End of the week	Remember to complete your ten minute test. Ask your parent to mark it. The answers are at the back of the book.
Weekly English Tasks	
Spellings / Grammar – Monday 1 st	<ol style="list-style-type: none"> 1. Practise your silent letter spellings. 2. Go back and spend 20 minutes revising spellings from the beginning of the year. Can you now spell all of the words that are contained in your yellow spelling book? 3. To explore the functions of a colon. In this lesson, we will practise using parentheses in the three forms (brackets, dashes and commas). Then we will explore why we use colons in writing and its uses. Each use will be looked at in more detail and then children will get to put their knowledge of the different uses into practice. <p>https://classroom.thenational.academy/lessons/to-explore-the-functions-of-a-colon-c5hkjd</p>

Beecroft Primary School Year 6: Home-School Learning Menu for the Week Beginning Monday 1st March

Share your learning with us:

Year6nb@beecroft.leeds.sch.uk

<p>Spellings / Grammar – Tuesday 2nd</p>	<ol style="list-style-type: none"> 1. Ask your parent to give you a spelling test on last week's spellings from Miss Brown – silent letter words. 2. Find the silent letter spellings from the first yellow folder that was sent home. If you can't find the sheet I have listed them again below. They are listed in alphabetical order on the sheet. We are going to concentrate on the spellings in the A to E sections. Do you know the meanings of these words? <div style="background-color: yellow; padding: 10px; margin: 10px 0;"> <p>a - artistically logically musically romantically</p> <p>b - bomb dumb lamb numb thumb doubt debt climb comb crumbs numb subtle tomb</p> <p>c - abscess ascend ascent conscience conscious crescent descend descent disciple fascinate fluorescent incandescent isosceles luminescent miscellaneous muscle obscene resuscitate scenario scene scent scissors</p> <p>d - Wednesday sandwich handsome edge bridge handkerchief</p> <p>e – breathe</p> </div> <ol style="list-style-type: none"> 3. To develop our knowledge of the function of a colon. In this lesson, students will develop their knowledge of the function of the colon. They will consolidate their understanding of the colon when introducing a list, and will then explore the colon when it separates clauses within a sentence. The lesson will conclude with a quick game to assess their understanding. <p>https://classroom.thenational.academy/lessons/to-develop-our-knowledge-of-the-function-of-a-colon-6hjk0t</p>
<p>Spellings / Grammar – Wednesday 3rd</p>	<ol style="list-style-type: none"> 1. Practise your silent letter spellings. 2. Log into TEAMS ON YOUR CHROMEBOOK. Find the assignments section and open 'Silent Letter Meanings'. Complete the sheet and hand in your assignment. 3. Log on to Education City – Year 6 – Writing – Play Safari, So Good - Colon to introduce a list
<p>Spellings / Grammar – Thursday 4th</p>	<p><u>1. Spellings – Focus on Y5 and 6 key words</u></p> <p>In this lesson, we will use spelling practice strategies to learn curriculum words. https://classroom.thenational.academy/lessons/to-practise-curriculum-words-6tj32d</p> <ol style="list-style-type: none"> 2. Log into TEAMS ON YOUR CHROMEBOOK. Find the assignments section and open 'Colons Questions'. Complete the sheet and hand in your assignment.

Beecroft Primary School Year 6: Home-School Learning Menu for the Week Beginning Monday 1st March

Share your learning with us:

Year6nb@beecroft.leeds.sch.uk

Spellings / Grammar – Friday 5th	<p><u>Spellings – Focus on Y5 and 6 key words</u></p> <p>In this lesson, we will use spelling practice strategies to learn curriculum words and then have a spelling test.</p> <p>https://classroom.thenational.academy/lessons/to-practise-and-apply-knowledge-of-curriculum-words-including-test-65k6ar</p>
Reading General	<ol style="list-style-type: none"> 1. Visit Audible https://stories.audible.com/start-listen All children's audiobooks are available for free while schools are closed. Registration is not required. 2. Visit the Newsround website. Read at least 3 articles to find out what has been happening in the news this week.
Reading task / Writing – Monday 1st	<p>Read again The Giant's Necklace – it will help you with your written piece of work.</p> <p>Write a news report based on the story in The Giant's Necklace. Your report will be about what happened to Cherry and you need to use the information from the text. Set your report out like a newspaper. There is a plan on the sheet 'Cherry Newspaper Report' in TEAMS to get you started.</p>
Reading task / Writing – Tuesday 2nd	
Reading task / Writing – Wednesday 3rd	
Reading task / Writing – Thursday 4th	HAND IN NEWS REPORT ON TEAMS .
Reading task / Writing – Friday 5th	Complete the Lost World Reading Comprehension – see Year 6 home learning zone. Write the answers in your drafting book. The mark scheme for the questions is included. Please ask an adult to check these for you.
Other Subjects	
Science – Monday afternoon and Wednesday afternoon	<p><u>What are organs and why do we need them?</u></p> <p>In this lesson, we will first discuss what organs are. Then, we will learn about some of the most important organs in our body. We will make sure we know how to label them in our body. Finally, we will learn about organ donation.</p>

Beecroft Primary School Year 6: Home-School Learning Menu for the Week Beginning Monday 1st March

Share your learning with us:

Year6nb@beecroft.leeds.sch.uk

1. Watch <https://classroom.thenational.academy/lessons/what-are-organs-and-why-do-we-need-them-c8wk0c>
2. In your orange folder you will find a science sheet that has 3 columns showing the name of the organ, the job of the organ and a picture of the organ. Cut out the cards. Can you match the name of the organ to the correct picture and the correct definition? If you get stuck watch the video again or use the internet to help you.
3. Find the pack in the orange folder that contains the life size paper organs. Carefully cut these out – there are two sets. Use the set that has a label on each organ. You will need to find a large piece of paper at home – perhaps the end of a roll of wall paper. Ask someone to draw around the outline of your body on the paper – so you have a paper version of you. Arrange the paper organs where they would go and glue them down. Look at the photo below for help.



PHSE – Fair Trade
Monday afternoon

It is Fair Trade fortnight. We are continuing our work from last week.

We are going to compare the lives of members and non-members of a Fairtrade farming organisation.

1. Read about the characters on the sheet 'Cocoa Farmers' found in the Year 6 home learning zone. These are all real people at the beginning of the chocolate journey. They live in Mim village or nearby and some belong to the Ghanaian organisation Kuapa Kokoo, which means 'good cocoa farmers'.


Find out what the benefits are for the farmer for belonging to Kuapa Kokoo.

1. Who buys their beans?
2. Do the farmers receive any help with buying farming equipment?

Beecroft Primary School Year 6: Home-School Learning Menu for the Week Beginning Monday 1st March

Share your learning with us:



Year6nb@beecroft.leeds.sch.uk

	<ol style="list-style-type: none">3. Are they paid a good price for their beans?4. Are the farmers cheated?5. Are they paid on time?6. Do the farmers benefit from an education?7. Is any money that is profit spent on projects for the community? <p>2. Read 'Shop To Spread A Smile' magazine article – Year 6 Home Learning Zone.</p>
Music – Tuesday afternoon	<ol style="list-style-type: none">1. Practise your instrument.2. To understand the difference between on and off beats. This lesson will include: a warm-up; learning a body percussion pattern; exploring graphic notation to help us perform on and off beat rhythms, and a challenge at the end! https://classroom.thenational.academy/lessons/to-understand-the-difference-between-on-and-off-beats-crr3gd
PHSE – Fair Trade Tuesday afternoon	<ol style="list-style-type: none">1. Read pages 9 – 13 of the Fair Trade Reading Task found in the Year 6 Home Learning folder and answer the 10 questions that follow.2. The Fairtrade Mark symbol is made up of a blue sky that symbolises optimism, and an arm, raised in the air – this symbolises empowerment. The Fairtrade Mark also incorporates the colour green to symbolise growth. Could you improve on this design? Have a go.  The Fairtrade logo is a square with a black background. It features a stylized graphic on the left consisting of a yellow shape and a blue shape that together form a circle with a dot in the center, resembling a yin-yang or a stylized 'S'. To the right of this graphic is a small registered trademark symbol (®). Below the graphic, the word 'FAIRTRADE' is written in white, bold, capital letters.

Beecroft Primary School Year 6: Home-School Learning Menu for the Week Beginning Monday 1st March

Share your learning with us:

Year6nb@beecroft.leeds.sch.uk

Design Technology – Wednesday afternoon	<p><u>Supporting the homeless</u></p> <p>The amount of people sleeping on the streets has soared in recent years. They often feel unsafe and cold on a night when they are at their most vulnerable. Homeless people must find somewhere sheltered to sleep and often only have a few rags to keep them warm.</p> <div data-bbox="481 446 907 769"></div> <div data-bbox="934 454 1258 764"></div> <p>Task 1: Use the internet to research different materials and fabrics that are used to keep people warm. You might want to look into the following sectors; first aid, mountaineering and polar exploration. Make a note of the fabrics that have the best thermal properties.</p> <p>Task 2: Using your knowledge of these new materials, design an all in one outfit that can also double up as a sleeping aid for a really cold night. The outfit you design must include the following;</p> <p>Ways to keep in the heat (insulate)</p> <p>Must be easy to take on or off in case the person needs to move quickly</p> <p>Must include an alarm that could be used in an emergency situation</p> <p>Must have one reflective element as it will be used at night in a city centre.</p>
P.E. – At least twice a week.	<ol style="list-style-type: none">1. Joe Wicks PE workout on Mondays, Wednesdays and Fridays. The sessions will be broadcast live on his YouTube channel The Body Coach TV at 9am.2. Complete the Burpees 60 Second Challenge? How many burpees can you complete in 60 seconds? Look in the Year 6 home learning zone folder for more details.3. Complete the Figure of 8 60 Second Challenge. How many times can you pass a ball through both of your legs in 60

Beecroft Primary School Year 6: Home-School Learning Menu for the Week Beginning Monday 1st March

Share your learning with us:

Year6nb@beecroft.leeds.sch.uk

	seconds? Look in the Year 6 home learning zone folder for more details.
Computing – Thursday afternoon	<ol style="list-style-type: none">1. Choose an activity to practise your coding skills. https://hourofcode.com/uk/learn2. What is decomposition? https://www.bbc.co.uk/bitesize/topics/zs7s4wx/articles/z8ngr823. How do we get computers to do what we want? https://www.bbc.co.uk/bitesize/topics/zs7s4wx/articles/z23q7ty
Art – Thursday and Friday afternoons	<ol style="list-style-type: none">1. <u>Insect Art</u> Look in the orange folder that was collected from school. You will find an Insect Art project to complete.2. <u>Japanese art</u> https://museumsandgalleries.leeds.gov.uk/virtual-visit/making-japan-online-exhibition/ Please click on the above link and visit the online exhibition of 'making Japan' at Leeds Museums and Galleries. This exhibition celebrates the history of Japanese culture. Look at the folding golden screen. How has it been painted? What can you see? What were these screens used for? Design and make your own mini folded 'screen' by folding a piece of paper. Paint or draw something from nature or a view from outside onto your paper in the same style. Can you make it stand up like a screen? There are many online exhibitions you can explore at different art galleries and museums all over Great Britain and the world.
Well-Being Lesson	Live lesson with Mrs Carter.