

## Reception Weekly Home Learning

Please send completed work to the following emails by Friday each week so feedback can be given.

[receptionsm@beecroft.leeds.sch.uk](mailto:receptionsm@beecroft.leeds.sch.uk) - Miss Marshall's Class

[receptions@beecroft.leeds.sch.uk](mailto:receptions@beecroft.leeds.sch.uk) - Miss Sayania's Class

### Reception TEAMS 'Catch Up' Meeting

This week there will be a 'Catch Up' TEAMS meeting for the children who are home learning to have a chance to talk to their class teacher and other classmates that are also learning from home.

For this meeting please can your child bring one piece of work that they have done at home which they are proud of for a 'Show and Tell'. The children will share their work with their teacher and other classmates.

The meeting will be for 15 minutes maximum and you will need your TEAMS login to access the meeting (these were sent out via Parent Mail).

Please ensure that the children follow these instructions for the meeting:

- They must join the meeting fully dressed in a quiet communal area
- They must mute themselves unless requested (use the hands up to speak)
- Obey the SMART rules or be removed from the meeting.

The meeting will be recorded for review by the teacher.

The details for the meetings are as followed:

**Miss Marshall's Class** - Tuesday 9<sup>th</sup> February at 12pm.

**Miss Sayania's Class** - Wednesday 10<sup>th</sup> February at 12pm.

# Literacy

Little Red Riding Hood - **Here is a link of Miss Marshall reading The Gigantic Turnip**<https://youtu.be/5Kz6pt8Q5gk>

**Monday**

08.02.21

Read the story 'The Gigantic Turnip' [The Gigantic Turnip | Read Aloud - YouTube](#)

The Gigantic is another Traditional Tale. Recap traditional tales we have read so far e.g. Goldilocks and Little Red Riding hood and compare the opening- 'Long ago...' to 'Once upon a time..'

In the story it says 'It's time to sow the vegetables.' What is the meaning of 'sow' (plant). *Where do vegetables come from? How do they grow? What helps them to grow? How do you know? Is there a clue in the text?*

**Lesson on Oak National Academy:**

[To listen and join in with a story \(thenational.academy\)](#)

**Tuesday**

09.02.21

**Lesson on Oak National Academy:**

[To map and speak the story \(thenational.academy\)](#)

Practise retelling the story using your story map

Get a selection of vegetables to explore. Can you name the vegetables? Are any of your vegetables in 'The Gigantic Turnip' story? Write the names of your vegetables on labels and match them to the correct vegetable. Adult to chop some of the vegetables and discuss the appearance of the vegetable on both the outside and inside. *Does it have seeds? Does it look different if you chop it a different way? Is the inside different to the outside? Name parts of you vegetables e.g. stalk, leaves, roots etc.*

Choose a vegetable to describe and talk about what it looks, feels, smells, tastes like. E.g.

'The broccoli has a thick green stalk and little dark green leaves.'

'The carrot has rough orange skin and it is hard'

Collect adjectives to use in writing later in the week. Segment new words together and create a word bank together.

Possible adjectives

*Hard, round, heavy, light, skin, rough, bumpy, orange, brown, peach, purple, speckled, leaves, green, light, dark, little, soft, crunchy, stalk, think, green, light, dark, smooth, stumpy, long, thin, seeds, sticky, wet, gloopy, tiny*





<p><b><u>Wednesday</u></b></p> <p>10.02.21</p>	<p>Lesson on Oak National Academy:  <a href="https://www.thenational.academy">To write a caption to show action in a story (thenational.academy)</a></p> <p>Write your captions from the video lesson in your red book.</p>
<p><b><u>Thursday</u></b></p> <p>11.02.21</p>	<p>This week you will be writing your own vegetable riddles.</p> <p>Introduce the term- '<b>Riddle</b>.' Explain that a riddle is a set of clues, and you have to guess what the clues are describing. Refer to adjectives collected during the start of the week and practise saying vegetable riddles. Start your riddles with 'I am' and finish with the question 'What am I?', so people can guess what vegetable you are describing.</p> <p><i>'I am large and round with bumpy, brown, speckled skin. What am I?'</i></p> <p>Practise writing your riddles on your whiteboards.</p>
<p><b><u>Friday</u></b></p> <p>12.02.21</p>	<p>Write your vegetable riddles in your red writing book.</p> <p>Have you remembered finger spaces? Have you used a capital letter at the start of you sentence? Have you included a question mark at the end of 'What am I?' Does your writing make sense?</p> <p>Read your riddles to different family members - can they guess which vegetable you are describing?</p> <p>Send pictures of your riddles to your class emails - can your teacher guess which vegetable you are describing?</p>


# Phonics

<b><u>Monday</u></b>  08.02.21	<b>Focus sound - 'ear'</b> Practise sounding and blending words with this sound e.g. fear, beard  Watch <a href="#">ear Words   Phase 3 Phonics   Trigraph - YouTube</a>  Write words containing 'ear'. Can you write a sentence using one of these words?  E.g. I can hear the cars on the road.
<b><u>Tuesday</u></b>  09.02.21	<b>Focus sound - 'ure'</b> Practise sounding and blending words with this sound e.g. pure, cure  Watch <a href="#">'ure' Words   Phonics Phase 3   Segmenting &amp; Blending - YouTube</a>  Write words containing 'ure'. Can you write a sentence using one of these words?  E.g. The dress is pure silk.
<b><u>Wednesday</u></b>  10.02.21	<b>Focus sound - 'er'</b> Practise sounding and blending words with this sound e.g. her, term, ladder  Watch <a href="#">'er' Words   Phonics Phase 3 - YouTube</a>  Write words containing 'er'. Can you write a sentence using one of these words?  E.g. The cat is up the ladder.
<b><u>Thursday</u></b>  11.02.21	<b><u>Quick write sounds</u></b> Recap all phonemes in phase 3 (purple sound mat).  Say a sound and write the sound on your whiteboard,

	<p><u>Quick write words</u></p> <p>Say a word containing a phase 3 phoneme. Segment the word and write it on your whiteboard. Repeat with different examples.</p>
<p><b><u>Friday</u></b></p> <p>12.02.21</p>	<p>Play <a href="http://phonicsplay.co.uk">Buried Treasure (phonicsplay.co.uk)</a> - Recap all Phase 3.</p> <p>Read the word and decide if it is and real word or a fake word. Put the real words in the treasure chest and the fake words in the bin.</p> <p>Can you make you own buried treasure game?</p>

## Maths

Shape	
<p><b><u>Monday</u></b></p> <p>08.02.21</p>	<p>Draw a number line from 0 to 20 on your whiteboard. Remember to keep 1 number inside 1 box. Try and write your numbers small and make sure they stay inside the box.</p> <p><b><u>Lesson on National Oak Academy:</u></b></p> <p><a href="https://classroom.thenational.academy/lessons/sorting-2d-shapes-cdh3et?activity=video&amp;step=1">https://classroom.thenational.academy/lessons/sorting-2d-shapes-cdh3et?activity=video&amp;step=1</a></p> <p>We are looking at 2D shapes - 2D shapes are flat.</p> <p>Look at the following shapes and answer the questions.</p> <div style="display: flex; justify-content: space-around; align-items: center;">     </div> <p>What is the shape called? How many sides does it have?</p>

	<p>How many corners does it have? Does it have straight or curved sides? Are all of the sides the same size?</p>
<p><b><u>Tuesday</u></b></p> <p>09.02.21</p>	<p>Recite your number bonds to 10. You can use the rhymes to help you. Get your adult to test you on your number bonds- how many do you know now?</p> <p><b><u>Lesson on National Oak Academy:</u></b></p> <p><a href="https://classroom.thenational.academy/lessons/finding-3d-shapes-in-the-environment-c9j64c?activity=video&amp;step=1">https://classroom.thenational.academy/lessons/finding-3d-shapes-in-the-environment-c9j64c?activity=video&amp;step=1</a></p> <p>Can you find some of the 3D shapes around your house? You will be looking for cuboid, cube, sphere, and cone shaped objects. How many can you find out each shape?</p>
<p><b><u>Wednesday</u></b></p> <p>10.02.21</p>	<p>Can you remember the names of the following shapes?</p>  <p><b><u>Lesson on National Oak Academy:</u></b></p> <p><a href="https://classroom.thenational.academy/lessons/describing-3d-shapes-crwk2e?activity=video&amp;step=1">https://classroom.thenational.academy/lessons/describing-3d-shapes-crwk2e?activity=video&amp;step=1</a></p> <p>Use the key language to describe the 3D shapes. Use the sentence structure below to help you.</p> <p>A <i>cuboid</i> has 6 <i>flat</i> faces. A <i>cuboid</i> has 4 <i>long faces</i> and 2 <i>short faces</i>.</p>
<p><b><u>Thursday</u></b></p> <p>11.02.21</p>	<p>Can you find one more than these numbers? <b>6, 3, 10, 13</b>. You can use objects or a number line to help you find the answer.</p> <p>Today you will be writing your own shape riddles! Describe your shape without saying it's name and get your adult to guess what shape you are. You can describe 2D or 3D shapes.</p>

Example:

I have 4 sides.

I am a 2D shape.

My sides are all the same size.

What am I?

Have a go at writing your own shape riddles.

**Friday**

12.02.21

Solve the following number sentences:

$$5 - 2 =$$

$$6 - 4 =$$

$$10 - 3 =$$

Today you will be sorting shapes. Gather your shapes (you can use cut outs from paper, or shapes that you've found around the house). Read the 2 statements and sort your shapes into the appropriate group.

**2D**

Group 1	Group 2
Has straight sides	Has curved sides
Has more than 3 corners	Has 2 or less corners
Has the same length sides	Has different sized sides

**3D**

Group 1	Group 2
Has 2 or less faces	Has 4 or more faces
Has 3 or less edges	Has 4 or more edges
Has 2 or less vertices	Has 4 or more vertices

## Nursery Rhyme of the Week:

Here is a link of Miss Sayania singing ' The Grand old Duke of York

<https://youtu.be/s3AIsSM-qIY>

Also listen here: <https://www.youtube.com/watch?v=jsspnAVSiR8>

### The Grand Old Duke of York

Oh the grand old Duke of York,  
he had ten thousand men.

He marched them up to the top of the hill  
and he marched them down again.

And when they were up they were up,  
And when they were down they were down.  
And when they were only halfway up,  
They were neither up nor down.





## Half Term

Well done for working so hard at home Reception, we hope you have a lovely half-term.

Here are some fun family online events and home ideas which you could take part in next week.

<https://yorkshiretots.com/family-events-in-february-yorkshire/>

<https://northleeds.mumbler.co.uk/half-term-lockdown-ideas-fun-things-to-do-ideas-for-different-activities-this-half-term-in-lockdown/>