



Beecroft
Primary School
and Nursery
Kirkstall, Leeds



December
2025



LAPTOP
TWEET PROFILE
WEBMAIL
PASSWORD
SOCIAL NETWORK
USERNAME VIRUS
SEARCH ENGINE LOL CD
GOOGLE USB
WIKIPEDIA
PC HARD DRIVE
YOUTUBE ID
TABLET APPLE
SMART PHONE
OPERATING SYSTEM
LOGIN IT HTML
WINDOWS
LINK ADDRESS
WIFI GB MB
BLUETOOTH
EBAY CODE
CYBER



How To Protect Your Reputation Online

Online Safety Newsletter



Who are we?

We are Beecroft's Online Safety Warriors and our job is to spread the word about online safety and the SMART rules. We are all passionate about keeping ourselves, our friends and our families safe from the ever growing list of dangers online.

We all applied for the job and did a talk on the SMART rules and why we think they are important.

Things we do:

- Meet regularly to discuss current issues
 - Do assemblies for the whole school
 - Do class talks on safety topics
- Run drop in sessions for our peers to discuss online worries
- Produce half-termly newsletters for parents/ pupils

We hope that you enjoy and find our leaflet useful, from...

Riya	Sophie	Edie	Charlotte
Muhammad	Louis	Asr	
Grace	Daniel	Jason	
Jessica	Leah	Yusha	
Chance	Abu-Bakr	Isobel	

How can you make a positive online reputation?

Muhammad and Asr's Top Tips

1. Follow the SMART with a heart rules.
2. Only access websites that are suitable for your age with your parents' consent.
3. Always make sure you treat people the way you would want to be treated in real life.
4. If you have nothing nice to say, don't say anything at all.
5. **THINK before you POST.**



What information must you keep safe online?



Yusha

Yusha says keep all of these types of personal information safe online. If you aren't sure check with your parents or a trusted adult .

How is your personal information shared?

In all of these games your private information can be spread by you telling people your passwords or being persuaded to give out personal information.

Fifa

On Fifa (or EFC 26) people could act like they will give you Fifa coins for your personal information or password; they could then steal your virtual currency/ FIFA packs. Tell a trusted adult.


<https://help.ea.com/en/articles/ea-account/secure-hacked-account/>



Roblox

If someone says they will give you Robux to meet them or tell them where you live it is an alarm bell. TELL your trusted adult.


They are now using face recognition technology for age, so this collects personal images, but it does not stop children accessing inappropriate PEGI rated games.



Fortnite

If someone asks for you to swap skins and needs your personal information to do so, tell your trusted adult.

Fortnite Season 7 features many microtransactions for cosmetic items, which can present financial risks if not managed with parental controls. Keep bank details and passwords safe. Use 2FA for extra security.



Daniel and Jason's top tip:

Every time you go to download a new game, ask your parents first.. Read its PEGI rating and which permissions/



Before we think about sharing online we need to understand who our trusted adults are.



Our trusted adults are someone you can talk to about anything. Maybe it's someone you can talk to if you need help or someone who makes you feel happy.


It could also be an adult who has helped you before.

If there is something making you upset, a little worried or confused you **MUST tell a trusted adult.**




Louis

Who Are Your Trusted Adults?



Parents

Sports Coach



POLICE




Isobel says always
TELL a trusted adult if
You get butterflies in
your tummy.

CEOP



Teacher

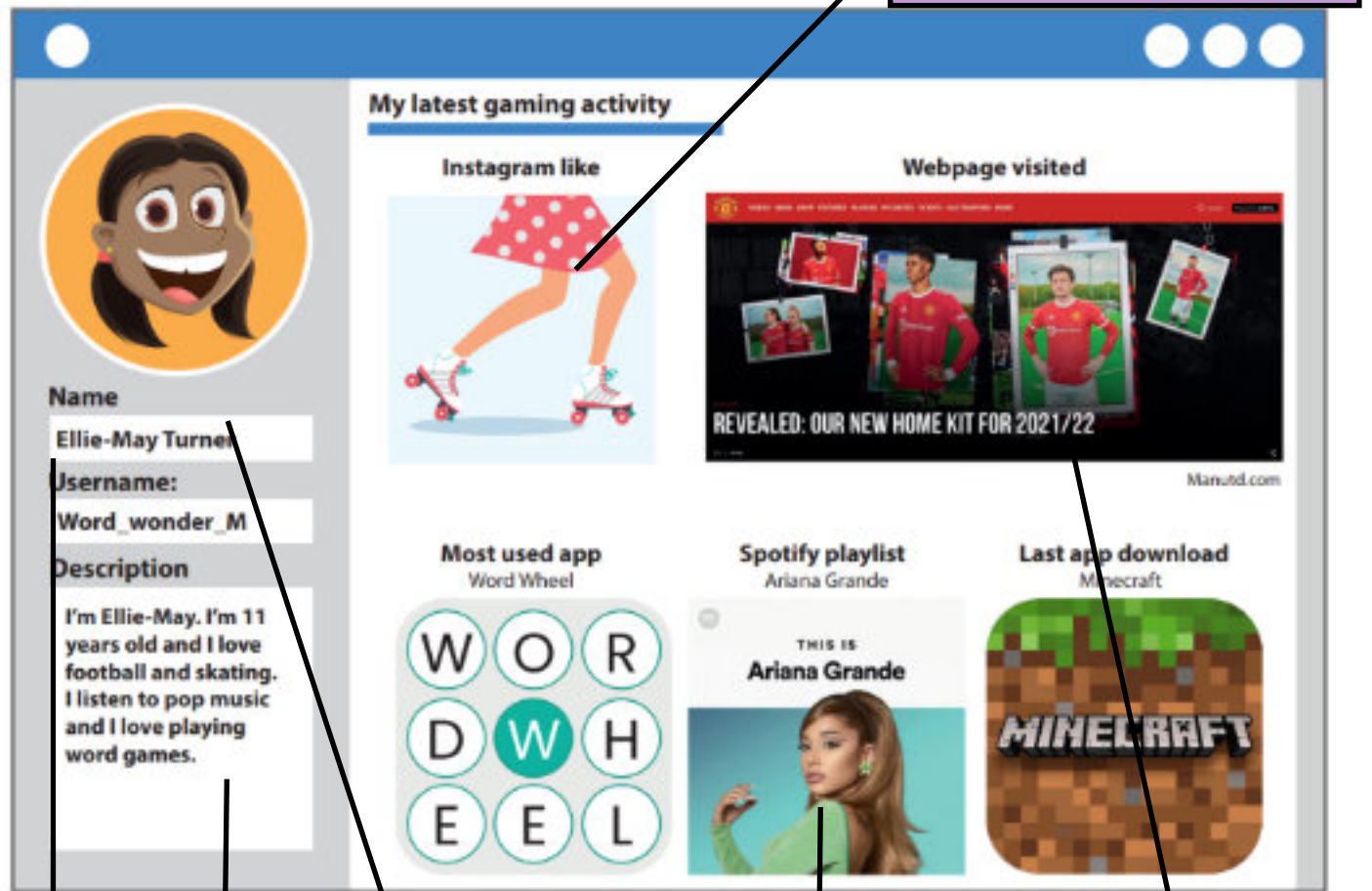


Childline



What might you want to share?

It is ok to share your interests as long as they are age appropriate like this e.g. roller skating is a fun , physical activity



You should not share your real name. You should use a nickname e.g. gamer3000 or at worst just your first name like Bob.

Avoid a provocative name

This description is ok. You should always check with your parents though about sharing your age. Never lie about it.

It is ok to share your favourite pop star as long as like Arianne Grande they are a good role model with appropriate sings.

This is a good username, because it doesn't give away personal details and it uses capital letters, lower case letters and

Riya and Edie

It is ok to share your favourite team as it shows you are proud of who you support.

Never say bad things about rival teams though because it will upset people and invite the wrong attention.



Sophie M

Did you know that your digital footprint can affect your future.

Employers will search up your name and look at it to see if it is positive or not so that they can chose to employ you.

Follow the 5 Ps so you can:

- **Create a positive digital footprint**
- **Be a good role model**
- **Achieve your life goals**
- **And have fun**

Profile

Only use your first name.
Do not give out any personal information.

5 Ps for a positive digital footprint

Permission

Make sure you have permission to view and share information online.

Privacy

Keep your passwords and personal details private.

Protect

Keep evidence and don't bully back. Tell an adult.

Positive

Make sure the information you share is positive.

Did you know that your digital footprint matters just as much as your real life personality?

Who you are online is the same as who you are in real life.


So make sure you treat other people how you want to be treated.

Mistakes and bad choices online are permanent

Think carefully about how your posts, likes and comments affect your reputation.

What does your social media and your online activity say about you?

Your Digital Footprint Competition



A Year 6 example:



If you print this sheet off you can design your own positive digital footprint for our Competition.

Entries to be handed in to Abu-Bakr by 19th Jan

Which Games Are Suitable?

Angry Birds VR: Isle of Pigs (PS/XBOX)

Angry Birds was already fun on your phone, but Angry Birds VR: Isle of Pigs brings the avian anarchy up close and personal. It feels good to physically launch birds at targets, or survey the level in full 3D to figure out the best approach. In a nice touch, you can create levels that you can share with others.

Rated: E for Everyone



Animal Crossing: New Horizons (for Nintendo Switch)

Never before has the world so desperately needed one game. Animal Crossing: New Horizons lets you enjoy a peaceful island life filled with charming animal neighbours to befriend and home décor to craft.

Rated: E for Everyone

Platforms: Switch




Astro Bot

On the surface, Astro Bot is an awesome and inventive platformer about traveling through outer space. However, it also guides young gamers through decades of PlayStation nostalgia, so the kids will absorb vital gaming history while having a great time with the cute robot.

Rated: E10+ for Ages 10 and Up

Platforms: PlayStation 5



Donkey Kong Bananza

Kids need to occasionally let out their aggression, so why not have them smash a video game world? Donkey Kong Bananza is a super 3D platformer from Nintendo, featuring the overwhelming charm and creativity you'd expect from the Mario team. Unlike a Mario title, Bananza encourages you to demolish everything in the environment using Donkey Kong's monkey might. It's literal ground-breaking stuff.

Rated: E5 for ages +

Platforms: Switch 2

Jessica and Leah's Quiz

1. When you sign up for a new app, site or game who could see your personal information?

- A) A random person that you never met.
- B) No one, don't worry about it.
- C) Anyone –the owner of the app decides who to share it with



2. On social media or gaming apps, how long will posts/ messages stay online for?

- A) Until you turn your phone off.
- B) Until you are 12.
- C) Until you post again.
- D) Forever




3. What you post or share can affect how people see you now and in the future?

- A) Yes a bit.
- B) No it doesn't.
- C) Your digital footprint is vital for your future.



4. Lara has posted this photo on social media. What advice would you give her?

- A) Orange is out of fashion.
- B) You shouldn't share photos of you not fully dressed
- C) Set it as her profile picture.
- D) The shades look cool.



Top Tips for SETTING UP PARENTAL CONTROLS ON NEW DEVICES

In children's eagerness to start enjoying new digital gadgets immediately, it can be easy to overlook setting up the type of parental controls that can help to protect them online. If you don't sort those out from the very start, it can be an uphill battle – technologically and psychologically – to impose such controls later. Here's our rundown of what to look for when setting up the various internet-enabled devices that might be lurking under the tree at this time of year.

IPHONE

If your child's lucky enough to be getting their own iPhone, parental controls can help avoid issues like screen addiction and unsuitable content. Go into the settings and scroll down to 'Screen Time'. From here you can customise important settings including time limits on using the device, communication restrictions and content blockers. You can also lock your changes behind a passcode.

ANDROID

With Android devices, Google's Family Link app is your friend. You'll need a Google account – and a separate one for your child, which you should use when first setting up the device. Then, in Family Link on your own device, select 'Add Child' and enter their account details. This lets you specify limits on daily usage, restrict certain apps, block particular content and more.

PLAYSTATION

You can prep for a PlayStation before it's even unwrapped. At myaccount.sony.com, create an account, then go to Account Management > Family Management > Add Family Member to set up your child's account, which you'll use to sign in on the console. You can restrict the age ratings of the games they can play and who they can talk to. On the PS5, you can make exceptions for any games you think are acceptable despite their high age rating.

IPAD

iPad parental controls are identical to those on iPhones. However, if you've got a shared family iPad and want to ensure your children aren't seeing anything age-inappropriate after you hand them the device, there's a feature called Guided Access (under Settings > Accessibility > Guided Access). With this switched on, young ones can only use the app that's currently open.

XBOX

The Xbox Family Settings app helps you manage which games your child can play (and when). You'll need to set up the console with your own account and then add a child profile. Make sure your account's password is protected, so your child can't alter your choices later. You'll be walked through the functions at setup, but you can also reach them manually via Settings > Account > Family Settings.

NINTENDO SWITCH

Download the Nintendo Switch Parental Controls app on your phone, and you'll be shown how to link it to the console. Once that's done, you can limit how long your child can play each day, decide what age ratings are permitted and more. You'll also get weekly updates on how often they've used the device. These controls are accessible through the console itself, but the app is usually easier.

WINDOWS 11 PCs

On Windows 11, account management is key. Set up the device with your own account as the admin. Then go to Settings > Accounts > Family and Other Users and create your child's account (if you've already done this on a previous PC, just log in with those details). Microsoft Family Safety (either the app or the site) then lets you control screen time, what content children can view and more.

CHROMEBOOKS

Chromebooks' parental controls are managed via the Family Link app. Unlike an Android device, however, you need set up the Chromebook with your own account first, then add your child's. Go to Settings > People > Add Person and input your child's Google account details (or create a new account). Your child can then log in, and you can monitor what they're up to via Family Link.

MACS

Like iPhones, parental controls for Macs are managed via the Screen Time settings. Again, the crux here is to set yourself up as the administrator before adding any child accounts. In the settings, look for Users & Groups to create your child's account, then – while on their profile – use the screen time options to place any boundaries around apps, usage and who your child can communicate with (and vice versa).

SMART TVs

Smart TVs typically have their own individual parental controls. One of the most popular brands is Samsung – and on their TVs, you can control the content available to your child. In the Settings menu, under 'Broadcasting', you can lock channels and restrict content by its age rating. Even this isn't foolproof, however: some apps (like YouTube) might still let children access unsuitable material.

STAY SAFE ONLINE OVER
THE WINTER BREAK.

Follow the SMART rules!

OSW

Meet Our Expert

Barry Collins is a technology journalist and editor with experience of working for titles such as the Sun and Computeractive. He's appeared regularly on and radio, including on BBC Newsnight, Radio 5 Live. He has two children and writes regularly on the topic.

The
National
College

NOS
National
Online
Safety
#WakeUpWednesday

@nationalonlinesafety

@nationalonlinesafety

@national_online_safety